

SHADOWS ON 21 MARCH & SEPTEMBER @ 4 PM



40 Johnston Road,  
Bass Hill 2197  
M: +61 404420876  
E: info@bellevuearchitects.com.au  
ARCHITECT: Mike Darwich  
NSWAB #: 9980  
VICARB #: 19548  
TASARB #: 1061

The contractor and / or subcontractors shall be responsible for all levels and dimensions prior to commencing on site or off site constructions and / or fabrications. These drawings must not be scaled. These drawings are dimensioned in ( mms). These drawings must be read in conjunction with all other drawings and / or instructions as may be issued during the course of the project. These drawings are copyright and must not be retained, copied, developed or amended without a written consent from BELLEVUE ARCHITECTS PTY LTD. All works resulting of these drawings are to be in accordance with 1- The Building Code of Australia. 2- All codes and regulations of LOCAL AUTHORITY REQUIREMENTS. 3- All related Trades Australian Standards. These drawings are site specific and can only be used for the address as listed in these drawings. 4. These drawings are site specific and can only be used for the address listed in these drawings. 5. All works to be in accordance with the Building Code of Australia, Australian Standards, statutory regulations and local authority requirements. 6. Consistency between similar materials to be maintained. BELLEVUE ARCHITECTS PTY LTD to be notified of any discrepancies, dimensional inconsistencies or the need for clarification prior to manufacture. 7. BELLEVUE ARCHITECTS PTY LTD to approve all detailed drawings/setting out prior to construction. 8. Contractors to confirm stability and feasibility of all components / units manufacture. 9. All drawing measurements to be verified on site - do not scale from documents. 10. Refer to this document in conjunction with Specification or any other plans such as structural, hydraulic and electrical (if applicable) for further information.

SITE: 21 Narelle Crescent, GREENACRE, NSW 2190

CLIENT: MR. RABIH EL HAWZ  
Issue Date: 01/11/2023  
Drawn by: MKD

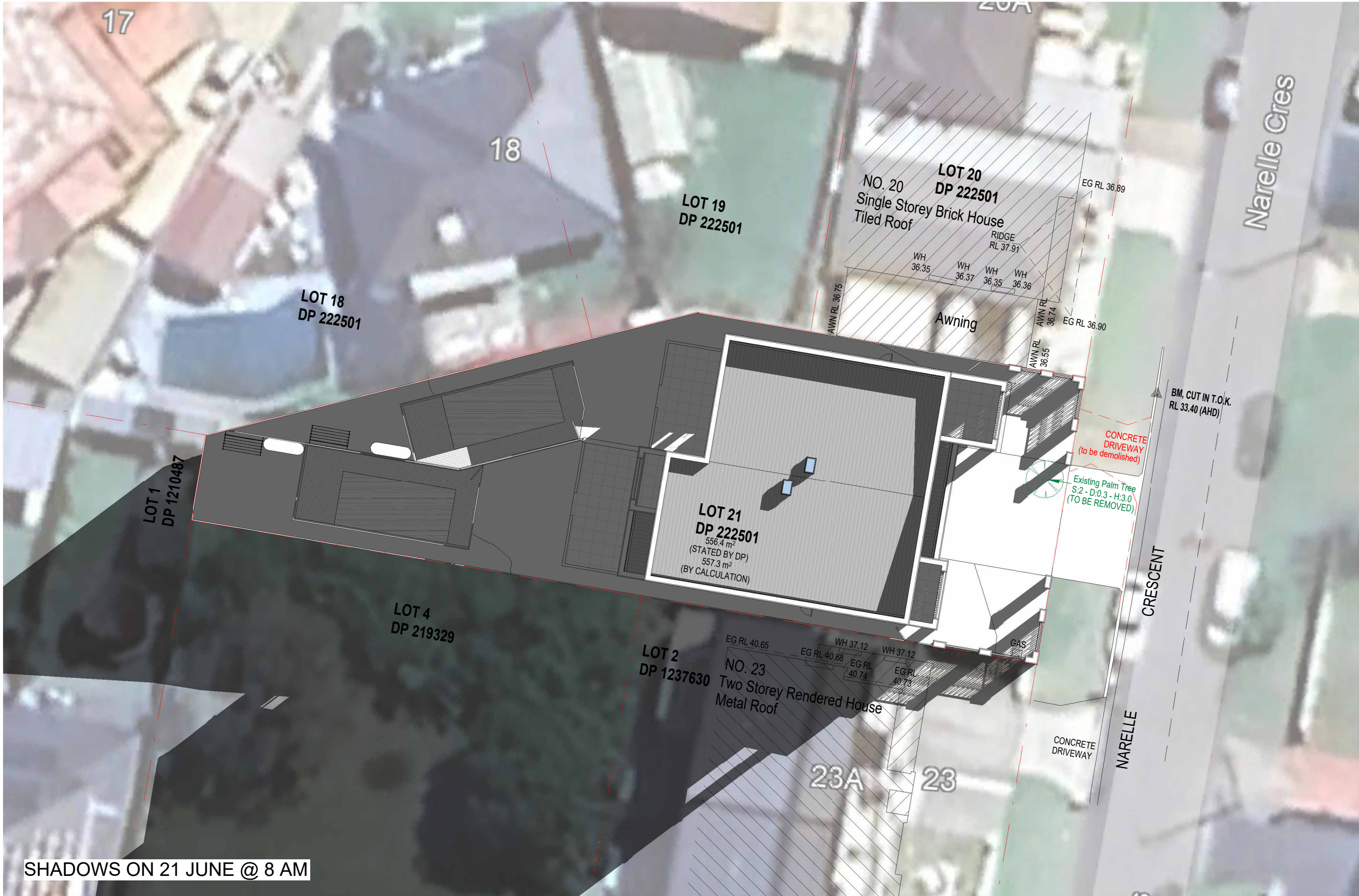
Lot/DP: 21 - DP 222501  
Zoning: R2 - Low Density Residential  
Council: Canterbury Bankstown City Council



TITLE: Shadow Diagrams in 21 March and 21 September @ 4 PM  
PROJECT: PROPOSED ATTACHED DUAL OCCUPANCY

ISSUED FOR DA  
Scale: 1:200  
Project No: H2B  
Dwg NO: A19  
Revision: B





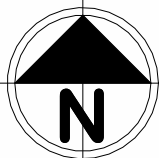
40 Johnston Road,  
Bass Hill 2197  
M: +61 404420876  
E: info@bellevuearchitects.com.au  
ARCHITECT: Mike Darwich  
NSWARB #: 9980  
VICARB #: 19548  
TASARB #: 1061

The contractor and / or subcontractors shall be responsible for all levels and dimensions prior to commencing on site or off site constructions and / or fabrications. These drawings must not be scaled. These drawings are dimensioned in ( mm ).  
These drawings must be read in conjunction with all other drawings and / or instructions as may be issued during the course of the project. These drawings are copyright and must not be retained, copied, developed or amended without a written consent from BELLEVUE ARCHITECTS PTY LTD. All works resulting of these drawings are to be in accordance with 1- The Building Code of Australia. 2- All codes and regulations of LOCAL AUTHORITY REQUIREMENTS. 3- All related Trades Australian Standards. These drawings are site specific and can only be used for the address as listed in these drawings. 4- These drawings are site specific and can only be used for the address listed in these drawings. 5. All works to be in accordance with the Building Code of Australia, Australian Standards, statutory regulations and local authority requirements. 6. Consistency between similar materials to be maintained. BELLEVUE ARCHITECTS PTY LTD to be notified of any discrepancies, dimensional inconsistencies or the need for clarification prior to manufacture. 7. BELLEVUE ARCHITECTS PTY LTD to approve all detailed drawings/setting out prior to construction. 8. Contractors to confirm stability and feasibility of all components / units manufacture. 9. All drawing measurements to be verified on site - do not scale from documents. 10. Refer to this document in conjunction with Specification or any other plans such as structural, hydraulic and electrical (if applicable) for further information.

SITE: 21 Narelle Crescent, GREENACRE, NSW 2190

CLIENT: MR. RABIH EL HAWZ  
Issue Date: 01/11/2023  
Drawn by: MKD

Lot/DP: 21 - DP 222501  
Zoning: R2 - Low Density Residential  
Council: Canterbury Bankstown City Council



TITLE: Shadow Diagram in 21 June @ 8 AM

PROJECT: PROPOSED ATTACHED DUAL  
OCCUPANCY

ISSUED FOR DA

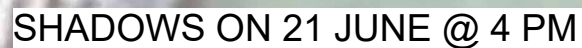
Scale: 1:200  
Project No: H2B  
Dwg NO: A20  
Revision: B





dwg NO: **A21**  
 Revision: **B**





Rev. NO: **A22**